

## Emdeon ePayment



See how Emdeon's ePayment solution will enable your organization to:

Eliminate paper

[Learn more about Emdeon ePayment](#)



> I am a Physician Practice with 1 to 15 doctors

> I am a Hospital, Health System, or Physician Practice with more than 16 doctors

> I am a Payer (Health Plan, TPAs and PPOs)

## Emdeon ePayment

[Breaking Through](#)[Enroll Now!](#)

Emdeon ePayment connects you to the industry's largest network.

Only Emdeon's ePayment suite provides you single-enrollment access to the nation's leading healthcare payment network. And with Emdeon's comprehensive ePayment tools, you'll unearth efficiency throughout your entire payment cycle. So break through the paper with Emdeon ePayment.

[Provider Payment Management](#)

### Contact a representative

name

organization name

title

email

## Provider Payment Management

### Features:

- Self-service enrollment and delivery preference tools
- Standardized remittance information from payers across the country
- User friendly, web-based tools for viewing electronic and paper remittances and payments
- Electronic deposit of claim payments to any bank
- Centralized location for storage and retrieval of remittances and payment data

### Additional Benefits:

- Fast, easy secure payments
- Simple enrollment
- Streamline the reconciliation process
- Detailed online payment visibility
- Process secondary claims faster

Get Connected: Contact us and we'll show you how.  
Sales 877.363.3666 or 877.EMDEON.6

Saving green just got easy.

[Enroll Now!](#)

title

email

phone number

[Submit](#)

### Downloads

#### [HFMA Roundtable -](#)

[Provider Tips for Moving to Electronic Payment Receipt and Reconciliation](#)

### Physician product links

[Emdeon Office](#)

[Emdeon Claim Master](#)



break through  
the paper

YES! I want to  
learn how I can  
break through  
with Emdeon  
ePayment

### Enrollment Manager Wizard

The Enrollment Manager Wizard will guide you through the process of enrolling for Emdeon Payment Manager and Electronic Funds Transfer (EFT service). Upon clicking the link below, you will be directed to the Enrollment Wizard on the Emdeon Provider Vision Portal.

[Continue To Enrollment Wizard >](#)

## Welcome

You are one step closer to receiving electronic payments through Emdeon ePayment. Emdeon ePayment offers providers the ability to automate the payment receipt and reconciliation process and receive electronic funds transfer through Emdeon Payment Manager. Our ePayment solution includes a set of self-service tools that enable providers to manage enrollment, delivery preferences and access to ERA and payment data.

Before you get started on this 10-step setup process, please have the following information available:

1. Registration Code (provided in a recent Healthpayers USA packet, direct mail piece, etc.)
2. Two payments (Explanation of Payments) from at least one payer from the Emdeon [payer list](#)
3. Bank information for payment deposits (routing number, account number, bank name, branch, and address)

*Upon completion of your enrollment for EFT services with Emdeon Business Services, you will be eligible to receive payments from all available Emdeon participating payers initiating EFT payments. As additional payer EFT connections are established, your checks from those payers, through no additional action from you, will be automatically converted to EFT and available for viewing through Emdeon Payment Manager.*

If you have any questions during the enrollment process, please call 1-866-506-2830 and select Option 1.

[Begin](#)

**Step 1 of 10: Registration code**

Please enter your registration code as provided in a recent Healthpayers USA packet or direct mail piece.

Registration code:

**Submit**

## Step 2 of 10: Tax ID Registration

Emdeon organizes data around your Tax Identification Number (Tax ID). To ensure the safety and security of your payment information, you will be required to register each Tax ID in order to receive and view electronic payments through Emdeon Payment Manager.



Registration is required for each unique Tax ID. In order to complete the registration process, each Tax ID should have received at least two (2) payments within the last thirty (30) days. Please have this information readily available for the next step so Enrollment Manager can authenticate your registration.


Please enter a Tax ID:

**Submit**

### Step 3 of 10: Payment Verification

The safety and security of data is of the utmost importance to Emdeon. To verify you are the owner of Tax ID 010716790, please provide payment information from two payments that you have received for this Tax ID. [Click here for a list of payers available for payment validation](#)

(ex. 123.00)  
 Payment Amount: \*   
 (mm/dd/yyyy)   
 Date: \*   
 Check #: \*   
 (ex. 123.00)  
 Payment Amount: \*   
 (mm/dd/yyyy)   
 Date: \*   
 Check #: \*   
 \* - Mandatory field





**Step 3 of 10: Payment Verification (continued)**

Tax Id Authentication Successful

Congratulations! You have successfully registered your Tax ID. If your organization has more than one Tax ID to register, please register it now by selecting Register Another Tax Id. If not, please select Next and continue with the registration process.

Note: You can always register additional Tax IDs at a later date.

[Register Another Tax ID](#) | [Next](#)

### Step 4 of 10: Create User

We are now ready to create your User ID and password to access Emdeon Payment Manager and Emdeon Enrollment Manager. Please provide the following information about your facility and primary user of this account. Note: *The email address may be used in the future to communicate important information about this account.*

Site Name: \*

First Name: \*

Last Name: \*

Phone: \* (  )  ext:

Address: \*

Address2:

City: \*

State: \*  ▼

Zip: \*

Email Address: \*

\* - Mandatory field

Submit

## Step 5 of 10: Terms and Conditions of Use

This is a binding agreement ("Agreement") between ENVOY LLC, an Emdeon Business Services company ("We", "Us" or "Our") and you and your provider organization (individually and/or collectively "You" or "Your"). This Agreement governs Your use of the Site, including, without limitation, all content such as text, information, images, and audio (collectively, the "Content") and all services ("Services") made available to You through the Site by Us and/or third parties (including, without limitation, the Emdeon ePayment Services). This Agreement includes the General Terms and the Business Associate Terms set forth in this document. "Site" as used in this Agreement means the Emdeon Provider Vision website, the Enrollment Manager, the Content, and the Services.

### Special Terms for Emdeon Provider Vision

#### General Terms

1. Use; User Access; User Information. You may access and use the Site subject to the terms and conditions of this Agreement, as revised from time to time in Our sole discretion. You may need to accept additional terms and conditions from Us or a third party prior to enrolling in or using certain Services. Your access to and use of the Site are subject to the terms and conditions of this Agreement and are permitted by Us solely for Your internal use and benefit; any other access or use is strictly prohibited. Access to certain Site services may require You to provide Us or certain third parties with additional information. The Site will be accessible only to persons that have registered to use the Site and that You authorize to access the Site ("Users"). You are responsible for ensuring Users compliance with the Agreement, all acts or omissions by Users, and for any damages incurred as a result thereof. We will disable access by a User within one (1) business day of receiving such a request. We may disable access to the Site and the Services by a User at any time in Our sole discretion if We have reason to believe that such User has violated the terms of its User Agreements or poses a security risk. All User information provided to us, including without limitation enrollment information, must be current, accurate, and complete. If We at any time discover any error or omission in the information provided to us, or You refuse to accept such additional terms and conditions, We may, at Our option, terminate any User's right to access and use the Site.
2. Security: We require each User to have a userID and password to access and use the Site. Access to certain Services may require additional codes or authorization procedures. You are solely responsible for (1) maintaining the strict confidentiality of the userIDs, passwords and codes (collectively, "IDs") assigned to You and Your Users, (2) instructing Your Users to not allow another person to use their IDs to access the Site or the Services, (3) any charges, damages, or losses that may be incurred or suffered as a result of Your or Your Users' failure to maintain the strict confidentiality of their IDs, and (4) promptly informing Us in writing of any need to deactivate an ID due to security concerns. We are not liable for any harm related to the theft of Your IDs, Your disclosure of Your IDs, or Your authorization to allow another

## Enrollment Manager Wizard

### Enrollment Steps

▶ Enroll Products

Enroll NPI

Enroll Payers

Confirm Enrollment Information

### Step 6 of 10: Select Products and Services

Emdeon is proud to offer a 90-day FREE trial to the Deluxe edition of Emdeon Payment Manager. At the end of the 90-day period, you may continue to utilize the advanced features of the Deluxe edition at the then standard rates or opt to use the Standard edition, which is available at no charge.

#### Emdeon Payment Manager and EFT

- | <u>Package</u>   | <u>Price</u> |
|--|--------------|
| <input type="radio"/> Emdeon Payment Manager Standard          | \$0          |
| <input checked="" type="radio"/> Emdeon Payment Manager Deluxe | \$*          |

Feature	Standard	Deluxe*
Search ERAs and EOBs	X	X
View ERAs and EOBs	X	X
Print EOBs	X	X
Workflow tracking	X	X
EFT from Payers	X	X
Management Reports	2 Reports	17 Reports
ERA Data Entry from Paper EOB		X
Upload ERA		X
Download ERA		X

\*Regular Emdeon Payment Manager Deluxe pricing is \$35 per provider per month. Certain discounts may apply. A sales representative will contact you shortly to review specific pricing options.

Upon completion of your enrollment for EFT services with Emdeon Business Services, you will be eligible to receive payments from all available Emdeon participating payers initiating EFT payments. As additional payer EFT connections are established, your checks from those payers, through no additional action from you, will be automatically converted to EFT and available for viewing through Emdeon Payment Manager.

[Next Page](#)



**Enrollment Manager Wizard**

**Enrollment Steps**

▶ Enroll Products

Enroll NPI

Enroll Payers

Confirm Enrollment Information

**Step 7 of 10: Electronic Funds Transfer**

Routing Number: \*

Account Number: \*

Account Types: \*

Financial Institution Name: \*

Branch: \*

Address1: \*

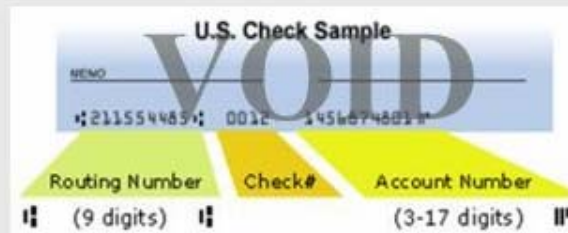
Address2:

City: \*

State: \*

Zip: \*

\* - Mandatory field



To complete the registration process for the Electronic Funds Transfer service, you must complete the Emdeon ePayment Authorization Form ([ePayment Enrollment Authorization Form](#)). Please print and complete the form and return it to Emdeon along with a voided check. Emdeon will use this to confirm the provided information and ensure the security and safety of your bank account.

Please fax the form and voided check to **615-238-9669** or mail to:

**Emdeon Electronic Payment Service Enrollment Request**  
**P.O. Box 148850**  
**Nashville, TN 37214**

**Next Page**

## Enrollment Manager Wizard

### Enrollment Steps

Enroll Products

▶ Enroll NPI

Enroll Payers

Confirm Enrollment  
Information

### Step 8 of 10: Enter National Provider Identifiers (NPIs)

If you receive remittance advices from Emdeon where the payer uses a provider NPI to identify a payee, then you must provide the payee identifiers here in order to see the remittance advices in Emdeon Payment Manager. Please enter all of the National Provider Identifiers (NPIs) for all providers you are enrolling.

NPI ID

NPI ID

NPI ID

NPI ID

NPI ID

NPI ID

NPI ID

NPI ID

NPI ID

NPI ID

Next Page

Add Additional NPIs

## Enrollment Manager Wizard

### Enrollment Steps

Enroll Products

Enroll NPI

▶ Enroll Payers

Confirm Enrollment  
Information

### Step 9 of 10: Enter Payer-Assigned Provider Identifiers

If you receive remittance advices from Emdeon where the payer uses its own identifier to identify a payee, then you must provide the payee identifiers here in order to see the remittance advices in Emdeon Payment Manager. Note: Please select at least one payer to proceed.

Payer Name:  Payer ID:  State:

### Current Payer Records

<u>Payer Name</u>	<u>Payer ID</u>
Blue Cross Blue Shield of Massachusetts	SB700

Enrollment Steps

Enroll Products

Enroll NPI

Enroll Payers

Confirm Enrollment  
Information

**Step 10 of 10: Confirmation**

Please review your information below. If changes are required, you can access and update this information in Enrollment Manager upon receipt of your username and password.

**User Information**

Site Name: Test Test

First Name: Test

Last Name: Test

Phone: ( 555 ) 555-5555

Address1: 555 Test

Address2:

City: Test

State: AL

Zip: 12345

Email Address: Test@Test.com

**Tax IDs**

010716790

**Pricing**

Emdeon Payment Manager and EFT

Package

Price

Emdeon Payment Manager Deluxe

\$\*

**Current Payer Records**

Payer Name

Payer ID

Blue Cross Blue Shield of Massachusetts SB700



## Enrollment Manager Wizard

### Enrollment Steps

Enroll Products

Enroll NPI

▶ Enroll Payers

Confirm Enrollment  
Information

Congratulations, you have successfully completed your Emdeon Payment Manager enrollment. Please record your username and password (listed below) for safekeeping. This username and password can be used to access both Emdeon Payment Manager and Emdeon Enrollment Manager.

Username: TNP03760

Password: #Cm5MTWM

In order to activate your EFT account please be sure to complete the following steps:

1) Download and print the EFT authorization form ([ePayment Enrollment Authorization Form](#)). Complete the form and fax it along with a voided check to 615-238-9669 or mail to:

Emdeon Electronic Payment Service Enrollment Request

P.O. Box 148850

Nashville, TN 37214

2) Within 5 business days check your enrolled bank account for a small deposit made by Emdeon.

3) Log into Emdeon Enrollment Manager (<https://access.emdeon.com>) using your username and password and follow the instructions for verifying the amount of the deposit.

Note: Your account will not be activated for EFT until you complete all of the above steps. However, after 24 hours, you can use your username and password to access Emdeon Payment Manager on the next business day (<https://www.107.medi.com/Portal/AccountLogin.faces>).

[Login To Enrollment Manager](#)